

Assistance for Arts Education Development and Dissemination (AAEDD) Pre-Application Webinar

U.S. Department of Education
Office of Innovation and Improvement
Parental Options and Improvement
May 23, 2018



Agenda

- Welcome
- Program Overview
- AAEDD Eligibility and Priorities
- AAEDD Selection Criteria
- Grant Submission Process
- Final Q&A

A Few Notes on Q&A

- We have budgeted for Q&A. Participants should submit their questions via the webinar Q&A function.
- Please only submit questions relevant to the topic being addressed by the presenter.
- Due to time constraints, we may not be able to answer all questions received.
- If your question is not addressed, you can submit it to: Bonnie.Carter@Ed.Gov.

A Few Notes on Q&A (cont'd)

What We Can Address

- Content of the AAEDD Notice Inviting Applications
- Timeline of the competition
- Application process

What We Cannot Address

- Questions about the eligibility of a specific entity
- Questions about the competitiveness of a specific entity or project design
- Substantive explanation of the rationale behind inclusion or exclusion of specific items in the AAEDD application beyond what is in the *Federal Register*

Updates & Overview for 2018

- This program is authorized by Title IV, Part F, Subpart 4 of the Elementary and Secondary Education Act (ESEA), as amended by the Every Student Succeeds Act (ESSA).
- Available funding amount
 - Up to \$14 million available for an estimated 20-25 new awards
- Estimated Range of Awards increased - \$525,000 - \$625,000
- Up to 48 months project period
- Poverty requirement is at the lead applicant level only, not at the individual school level.
- AAEDD grant projects may serve elementary, middle and high school students.

AAEDD Program Purpose

- The purpose of this program is to promote arts education for students, including disadvantaged students and students who are children with disabilities by supporting projects that develop and disseminate accessible instructional materials and arts-based educational programming, including online resources, in multiple arts disciplines that effectively (1) increase access to standards-based arts education; (2) integrate standards-based arts education into other subjects; and (3) improve students' academic performance, including their knowledge and skills in creating, performing, and responding to the arts.

AAEDD Applicant Eligibility

(1) An LEA or consortium of LEAs in which 20 percent or more of the students served by the LEA or LEAs within the consortium are from families with an income below the Federal poverty line (including a public charter school that meets the definition of LEA in section 8101(30) of the ESEA) (eligible LEA), and that may work in partnership with one or more of the following:

- (a) An SEA;
- (b) An institution of higher education;
- (c) The Bureau of Indian Education; or
- (d) A museum or cultural institution, or another private agency, institution, organization.

or

AAEDD Applicant Eligibility

(2) One of the following entities - An SEA; institution of higher education; The Bureau of Indian Education; a museum or cultural institution, another private agency, institution, or organization (this includes non-profit organizations) **that must partner with an eligible LEA**, and that *may* partner with another eligible entity.

AAEDD Application Requirement

Applicants are required to provide, in the application, data from the most recent U.S. Census as evidence that the local educational agencies (LEAs) meet the statutory requirement that 20 percent or more of the students served by the LEA (or for each LEA within a consortium of LEAs) are from families with an income below the Federal poverty line.

<https://www.census.gov/programs-surveys/saipe/data/datasets.html>

Absolute Priority

Projects that develop, disseminate, and integrate high-quality, effective arts-based instructional materials and educational programming, including online resources, in multiple arts disciplines that (1) increase access to standards-based arts education; (2) integrate standards-based arts education into other subjects as part of a well-rounded education; and (3) improve students' academic performance, including their knowledge and skills in creating, performing, and responding to the arts.

*** Applicants may choose to address more than one arts discipline, however it is not required*

*** Applicants must address all components of the Absolute Priority*

Q&A

Please submit questions via the chat box.

Selection Criteria

Significance

Quality of Project Design

Quality of Project Personnel

Quality of the Management Plan

Quality of the Project Evaluation

Significance (Up to 25 Points)

- The significance of the problem or issue to be addressed by the proposed project.
- The extent to which the results of the proposed project are to be disseminated in ways that will enable others to use the information or strategies.
- The importance or magnitude of the results or outcomes likely to be attained by the proposed project, especially improvements in teaching and student achievement.

Quality of Project Design (Up to 25 points)

- The extent to which the proposed project is part of a comprehensive effort to improve teaching and learning and support rigorous academic standards for students.
- The extent to which the proposed project demonstrates a rationale (as defined in 34 CFR 77.1(c)).
- The extent to which the design for implementing and evaluating the proposed project will result in information to guide possible replication of project activities or strategies, including information about the effectiveness of the approach or strategies employed by the project.
- The extent to which the proposed project is designed to build capacity and yield results that will extend beyond the period of Federal financial assistance.

Demonstrates a Rationale

Demonstrates a rationale means a key project component included in the project's logic model is informed by research or evaluation findings that suggest the project component is likely to improve relevant outcomes.

Logic model (also referred to as a theory of action) means a framework that identifies key project components of the proposed project (*i.e.*, the active “ingredients” that are hypothesized to be critical to achieving the relevant outcomes) and describes the theoretical and operational relationships among the key project components and relevant outcomes.

Demonstrates a Rationale Cont'd.

Project component means an activity, strategy, intervention, process, product, practice, or policy included in a project. Evidence may pertain to an individual project component or to a combination of project components (*e.g.*, training Start Printed Page 19057 teachers on instructional practices for English learners and follow-on coaching for these teachers).

Logic Model Resources

The screenshot displays the IES REL Pacific website. The header includes the IES REL logo and the text "Regional Educational Laboratory Program" with a "MENU" button. A search bar with "Search" and "Go" buttons is located in the top right. Below the header, the REL PACIFIC logo is on the left, and social media icons for Twitter, YouTube, Email, and a lightning bolt are on the right. The main content area features a left sidebar with navigation links: "About the REL", "About Our Region", "Our Work", "Partnerships", "Publications", "Events", "Works In Progress", "Blog", "Ask A REL", and "Contact Us". The main heading is "ELM Application" with a link "[Return to Additional Resources]". Below this is a list of ELM resources, each with a right-pointing arrow: "What is the Education Logic Model (ELM) Application?", "Why create a logic model of your education program?", "Understanding Logic Models & Frequently Asked Questions", "Examples of Logic Models", and "Technical Support and Download Instructions". At the bottom of the list is a "Download ELM" button with a download icon.

IES REL Regional Educational Laboratory Program

Search Go

REL PACIFIC Regional Educational Laboratory

Stay Up-to-Date:

About the REL

About Our Region

Our Work

Partnerships

Publications

Events

Works In Progress

Blog

Ask A REL

Contact Us

ELM Application

[\[Return to Additional Resources\]](#)

ELM

- > What is the Education Logic Model (ELM) Application?
- > Why create a logic model of your education program?
- > Understanding Logic Models & Frequently Asked Questions
- > Examples of Logic Models
- > Technical Support and Download Instructions

Download ELM

<https://ies.ed.gov/ncee/edlabs/regions/pacific/elm.asp>

Quality of Project Personnel (Up to 10 points)

- The extent to which the applicant encourages applications for employment from persons who are members of groups that have traditionally been underrepresented based on race, color, national origin, gender, age, or disability. In addition, the Secretary considers the following factors:
- The qualifications, including relevant training and experience, of key project personnel.
- The qualifications, including relevant training and experience, of project consultants or subcontractors.

Quality of the Management Plan

(Up to 20 points)

- The adequacy of the management plan to achieve the objectives of the proposed project on time and within budget, including clearly defined responsibilities, timelines, and milestones for accomplishing project tasks.
- The adequacy of mechanisms for ensuring high-quality products and services from the proposed project.
- The extent to which the time commitments of the project director and principal investigator and other key project personnel are appropriate and adequate to meet the objectives of the proposed project.

Quality of the Project Evaluation

(Up to 20 points)

- The extent to which the methods of evaluation include the use of objective performance measures that are clearly related to the intended outcomes of the project and will produce quantitative and qualitative data to the extent possible.
- The extent to which the methods of evaluation will provide performance feedback and permit periodic assessment of progress toward achieving intended outcomes.
- The extent to which the methods of evaluation will, if well implemented, produce promising evidence (as defined in 34 CFR 77.1(c)) about the project's effectiveness.

Promising Evidence

Promising evidence means that there is evidence of the effectiveness of a key project component in improving a relevant outcome, based on a relevant finding from one of the following:

- A practice guide prepared by WWC reporting a “strong evidence base” or “moderate evidence base” for the corresponding practice guide recommendation;
- An intervention report prepared by the WWC reporting a “positive effect” or “potentially positive effect” on a relevant outcome with no reporting of a “negative effect” or “potentially negative effect” on a relevant outcome;

Promising Evidence Cont'd

- A single study assessed by the Department, as appropriate, that—
 - (A) Is an experimental study (as defined in this notice), a quasi-experimental design study (as defined in this notice), or a well-designed and well-implemented correlational study with statistical controls for selection bias (*e.g.*, a study using regression methods to account for differences between a treatment group and a comparison group); and
 - (B) Includes at least one statistically significant and positive (*i.e.*, favorable) effect on a relevant outcome.

GPRA Performance Measures

- The percentage of students participating in arts model projects funded through the AAEDD program who demonstrate proficiency in mathematics compared to those in control or comparison groups;
- The percentage of students participating in arts model projects who demonstrate proficiency in reading compared to those in control or comparison groups
- The number of accessible, arts-based instructional materials that are developed.

Q&A

Please submit questions via the chat box.

APPLICATION PACKAGE UPDATE

- The application package instructions and forms template were updated on May 14, 2018 and can be found here: <https://www.grants.gov/web/grants/view-opportunity.html?oppld=304513>.
- Please be sure you are using a version downloaded on or after May 14, 2018. If you attempt to submit the application using the previous version, it will not work.

***While the package was updated on May 14, 2018, the package will STILL show the original publish date of May 1, 2018.*

Registering for Grants.gov

- All AAEDD grant applicants are strongly encouraged to submit applications electronically using Grants.gov unless an organization provides a written statement stating intentions to submit a paper application at least, but no later than, two weeks before the application submission deadline (www.Grants.gov)
- Applicants **MUST** register with Grants.gov and System Award Management (SAM) system in order to submit applications using Grants.gov
- Current registrants should confirm that your Grants.gov and SAM accounts are active and up to date

System for award Management (SAM)

How does an entity register, or update its registration with Sam

To register with SAM, applicants will need to complete the steps outlined below. Applicants should allot appropriate time to complete the registration process:

- Go to <https://sam.gov>
- Click on Create an Account
- Choose Individual account
- Provide the requested information and submit
- Receive the email from “notifications” and click through the sam.gov link to validate your account
- Log in at <https://sam.gov> with the username and password you created

SAM.GOV ALERT

- If you are registering a new entity in SAM.gov, you must provide an original, signed [notarized letter](#) stating that you are the authorized Entity Administrator before your registration will be activated. Read [the FAQs](#) to learn more about this process change.
- **Additionally, beginning on April 27, 2018**, entities **renewing or updating** their registration will be required to submit an original, signed notarized letter confirming the authorized Entity Administrator associated with the DUNS number before the registration is activated.

Search Grants

Searching for Funding Opportunities

- In the “Search Grants” tab, search by:
 - CFDA Number: **84.351**
 - Opportunity Number: **ED-GRANTS-050118-001**
- Once in the Grant Opportunity you would like to apply for, click on “Package” tab to view the application package and apply
- Click “Apply” to apply
- Log in to create a Workspace to apply on Grants.gov

Apply using workspace

- Workspace is the online space on Grants.gov where you work on your grant application.
- Workspace is a shared, online environment where members of a grant team may simultaneously access and fill out forms within an application.
- Further Resources:
 - **Workspace Overview:**
<https://www.grants.gov/web/grants/applicants/workspace-overview.html>

Tracking your Application Submission

- After submitting your application
 - Make sure you receive an on-screen confirmation receipt
 - Document your Grants.gov Tracking Number
 - The date/time stamp is the official time of submission
 - You will also receive email confirmations from Grants.gov and the Department
- Track your application status and information by accessing the “Details” tab of the submitted Workspace, or you may track your application status by entering your Grant Tracking Number in the “Track My Application” page on Grants.gov.

Tracking your Application Submission

- **Problems With Submission:** Contact the Grants.gov Help Desk at **1-800-518-4726** or at support@grants.gov.
- You must obtain a Grants.gov Help Desk Case Number and keep track of your progress to resolve the issue
- Additional submission instructions are found in the AAEDD Application Packages.

Grants.gov Submission Tips

REGISTER EARLY for Grant.gov and SAM!

- Do It **TODAY!** This process may take DAYS to WEEKS to complete.

SUBMIT EARLY

- Depending on the size of the file, transmittal may take SEVERAL MINUTES to HOURS.
- Don't wait until the deadline date to submit. The system will be slow due to last minute submissions.

LATE APPLICATIONS WILL NOT BE READ!

- Applications that are time/date stamped after 4:30:00 p.m. Washington D.C. time on deadline date will be marked late and will not be read.

Grants.gov Submission Tips (cont.)

- Carefully review the FY 2018 Notice Inviting Applications (NIA) and the application package.
- Ensure that you attach **.PDF files only** for any attachments to your application, and they must be in a **read-only, flattened format**. PDF files are the only Education approved file type accepted as detailed in the Federal Register application notice. Applicants must submit individual .PDF files only when attaching files to their application.

Grants.gov Applicant support & Resources

Support Center


- Email: support@grants.gov
- Toll-Free Phone Number: 1-800-518-4726
- Grants.gov Self-Service Web Portal: <https://grants-portal.psc.gov>

Additional Resources


- Online User Guide:
https://www.grants.gov/help/html/help/GetStarted/Get_Started.htm
- FAQs: <http://www.grants.gov/web/grants/applicants/applicant-faqs.html>

Application Review Process


Reviewers will read applications, prepare a written evaluation, and score the applications assigned to their panel, using the selection criteria.



OII will prepare a rank order of applications based on the evaluation of their quality by the peer reviewers according to the selection criteria.



The Secretary will make final awards after considering the rank ordering and other information.



Applicants will receive notification of application status (successful, unsuccessful). Applicants will receive application scores and comments.

Final Q&A

Please submit questions via the chat box.

CONTACT US

If your questions were not addressed today, or if you have additional questions please contact us.

- AAEDD Program website: <https://innovation.ed.gov/what-we-do/arts/arts-in-education-model-development-and-dissemination-grants-program/>
- Email: Bonnie.Carter@Ed.Gov
- Phone: [202-401-3576](tel:202-401-3576)