

# Professional Development for Arts Educators Program (PDAE) Pre-Application Webinar

U.S. Department of Education  
Office of Innovation and Improvement  
Parental Options and Improvement  
April 26, 2017



# Agenda

- Welcome
- Program Overview
- PDAE Priorities
- PDAE Selection Criteria
- Monitoring and Reporting Requirements
- Grant Submission Process
- Final Q&A

# A Few Notes on Q&A

- We have budgeted for Q&A. Participants should submit their questions via the webinar Q&A function.
- Please only submit questions relevant to the topic being addressed by the current speaker.
- Due to time constraints, we may not be able to answer all questions received.
- If your question is not addressed, you can submit it to: PDAEFY17Competition@ed.gov.
- We cannot respond to each inquiry with an individual response, but we are creating a set of the most frequently asked questions (FAQs), which should be available on our website on/about May 1. Check back at this link for the coming FAQs: <https://innovation.ed.gov/what-we-do/arts/arts-in-education-professional-development-for-arts-educators/applicant-info-and-eligibility/>

# A Few Notes on Q&A (cont'd)

## What We Can Address

- Content of the PDAE Notice and Application
- Timeline of the competition
- Application process

## What We Cannot Address

- Questions about the eligibility of a specific entity
- Questions about the competitiveness of a specific entity or project design
- Substantive explanation of the rationale behind inclusion or exclusion of specific items in the PDAE application beyond what is in the *Federal Register*

# Overview for 2017

- Available funding amount
  - Up to \$7.1 million available for an estimated 20-25 new awards
- Up to 48 months project period including a suggested planning year. Previous cohorts have indicated this is necessary.
- Competitive Preference Priority
- Selection Criteria and point values
  - Need for Project - up to 10 points
  - Quality of the Project Services – up to 25 points
  - Quality of Project Personnel – up to 15 points
  - Quality of the Management Plan – up to 20 points
  - Quality of Evaluation – up to 30 points

# PDAE Program

## Authorization

- This program is authorized by Title IV, Part F, Subpart 4 of the Elementary and Secondary Education Act (ESEA), as amended by the Every Student Succeeds Act (ESSA).

## Purpose

- The Professional Development for Arts Educators grant (PDAE) supports the implementation of high-quality, model professional development programs for arts educators and other instructional staff in the areas of music, dance, drama, media arts, and visual arts, including folk arts, kindergarten through grade 12 (K-12) schools in which 50 percent or more of the students are from low-income families.

# Q&A

Please submit questions via the chat box.

# PDAE Applicant Eligibility

An LEA in which 20 percent or more of the students served by the LEA are from families with an income below the Federal poverty line. Charter schools that are considered an LEA under State law and regulations are eligible.

Must work in partnership with one or more of the following:

- A Regional Service Agency (Educational Service Agency);
- An SEA;
- An IHE; or
- A museum or cultural institution, another private agency, institution, or organization



# PDAE Application Requirement

- An LEA that meets the district level 20-percent eligibility requirement for students from families below the Federal poverty line must also propose to implement the project in schools that have a minimum of 50 percent of students from low-income families, as defined in Title I, Section 1113(a)(5) of the ESEA.
- Same requirement for participating schools as in 2014, but with the added LEA minimum under ESSA.

# Competitive Preference Priority

Technology  
(0 to 5 points)

Applicants can earn up to an additional 5 points depending on how well they address the Competitive Preference Priority (CPP).

Projects that are designed to leverage technology through one or more of the following:

## Technology (0 to 5 points)

- Using high-speed Internet access and devices to increase students' and educators' access to high-quality accessible digital tools, assessments, and materials, particularly open educational resources.
- Implementing high-quality, accessible online courses, online learning communities, or online simulations, such as those for which educators could earn professional development credit or continuing education units through digital credentials based on demonstrated mastery of competencies and performance-based outcomes, instead of traditional time-based metrics.

# Selection Criteria

Need for Project

Quality of Project Services

Quality of Project Personnel

Quality of the Management Plan

Quality of the Project Evaluation

# Need for Project (Up to 10 Points)

- The extent to which the proposed project will focus on serving or otherwise addressing the needs of disadvantaged individuals.
- The extent to which specific gaps or weaknesses in services, infrastructure, or opportunities have been identified and will be addressed by the proposed project, including the nature and magnitude of those gaps or weaknesses.

# Quality of Project Services (Up to 25 points)

The quality and sufficiency of strategies for ensuring equal access and treatment for eligible project participants who are members of groups that have traditionally been underrepresented based on race, color, national origin, gender, age, or disability. In addition:

- The extent to which the services to be provided by the proposed project reflect up-to-date knowledge from research and effective practice.
- The likely impact of the services to be provided by the proposed project on the intended recipients of those services.
- The extent to which the training or professional development services to be provided by the proposed project are of sufficient quality, intensity, and duration to lead to improvements in practice among the recipients of those services.

# Quality of Project Personnel (Up to 15 points)

- The extent to which the applicant encourages applications for employment from persons who are members of groups that have traditionally been underrepresented based on race, color, national origin, gender, age, or disability. In addition, the Secretary considers the following factors:
- The qualifications, including relevant training and experience, of key project personnel.
- The qualifications, including relevant training and experience, of project consultants or subcontractors.

# Quality of the Management Plan (Up to 20 points)

- The adequacy of the management plan to achieve the objectives of the proposed project on time and within budget, including clearly defined responsibilities, timelines, and milestones for accomplishing project tasks.
- The adequacy of procedures for ensuring feedback and continuous improvement in the operation of the proposed project.
- The extent to which the time commitments of the project director and principal investigator and other key project personnel are appropriate and adequate to meet the objectives of the proposed project.



# Quality of the Project Evaluation

## (Up to 30 points)

- The extent to which the methods of evaluation include the use of objective performance measures that are clearly related to the intended outcomes of the project and will produce quantitative and qualitative data to the extent possible.
- The extent to which the methods of evaluation will provide performance feedback and permit periodic assessment of progress toward achieving intended outcomes.
- The extent to which the proposed project is supported by **strong theory** (as defined in the notice).

# Strong Theory

Strong theory means a rationale for the proposed process, product, strategy, or practice that includes a **logic model**.

The following links are resources available to assist you in developing a logic model:

- <http://www.relnei.org/events/skill-builder-archive.html>
- <http://relpacific.mcrel.org/ELM.html>

# Logic Model Resources

The screenshot shows a web browser window with the URL [www.renei.org/events/skill-builder-archive.html](http://www.renei.org/events/skill-builder-archive.html). The page features a navigation menu with links for Home, About Us, Research Alliances, Publications, Events (highlighted), News, and Project Stories. A search bar is located in the top right corner.

**REL REGIONAL EDUCATIONAL LABORATORY AT EDC**

**NORTHEAST & ISLANDS**  
 Connecticut • Maine • Massachusetts • New Hampshire • New York  
 Puerto Rico • Rhode Island • US Virgin Islands • Vermont

Home > Upcoming Events > Skill-Builder Archive

## Skill-Builder Archive

**Archive By Priority**

- Effective Teachers and Principals
- Low-Performing Schools
- Educational Equity and Special Populations
- College and Career Readiness

**Regional Technical Assistance Vignettes**

Understanding Regional Technical Assistance to Support Data Use

New York's Copieskill, Richmondville Central Schools Uses REL Workshops to Catalyze Data Inquiry Teams

**Skill-Builder Workshop: Developing Surveys Using the Collaborative Survey Development Process**  
 October 19, 2016  
 This virtual workshop guides participants through a five-step process of collaborative survey development outlined in a recently published report from REL Northeast & Islands.

**Skill-Builder Workshop: A Practical Approach to Continuous Improvement in Education**  
 October 4, 2016  
 REL Northeast & Islands researchers introduce the continuous improvement process in an educational setting and the tools that guide

# Logic Model Resources

ELM Application - REL Pacific

relpacific.mcrel.org/resources/elm-app/

PORTAL ACCESS

REL PACIFIC  
Regional Educational Laboratory

McREL's Pacific Center  
for Changing the Odds

Sign up!  
REL Pacific Updates

About Us ▾ Priorities Research Alliances ▾ Regional Profile ▾ Resources ▾ Events ▾ Ask a REL Connect

## Resources Menu

- Resources
- Tools
- ELM Application**
- POMT Application
- Infographics
- REL Pacific Studies
- Reports and Publications
- Videos
- Newsletters
- Other Resources

## ELM Application

**Please note:** The ELM Application was supported by ED-IES-C-12-0010, the 2012-2017 Regional Educational Laboratory Pacific. Funding for this contract has expired and this application is no longer being maintained. Additionally, due to updates to Chrome, users can no longer locally save the logic model files developed using the ELM application.

- The ELM introduction video
- A practitioner's perspective on using the ELM
- What is the ELM Application?
- Why create a logic model for your education program?
- Download instructions
- Application specifications
- Terms and conditions
- Understanding logic models: Quick Reference Guides
- The ELM app user guide
- Webinar recording on logic models and using the ELM
- Examples of logic models
- Frequently asked questions
- Technical support & feedback

### The ELM introduction video

REL Pacific Education Logic Model Application

# GPRA Performance Measures

- The percentage of teachers participating in the PDAE program who receive professional development that is sustained and intensive.
- The percentage of PDAE projects whose teachers show a statistically significant increase in content knowledge in the arts.

# Q&A

Please submit questions via the chat box.

# Application Submission Procedures and Tips

- **Step 1 - Complete the Registration Process**
- **Step 2 - Find Grant Opportunity**
- **Step 3 – Access or Download Application Package**
- **Step 4 - Complete and Submit the Application Package via Grants.gov by May 30, 2017 at 4:30:00 p.m., Washington, D.C. time.**
- **Step 5 - Post-Application Information**

# Submission Procedures and Tips



**Step 1: Complete Registration Process**

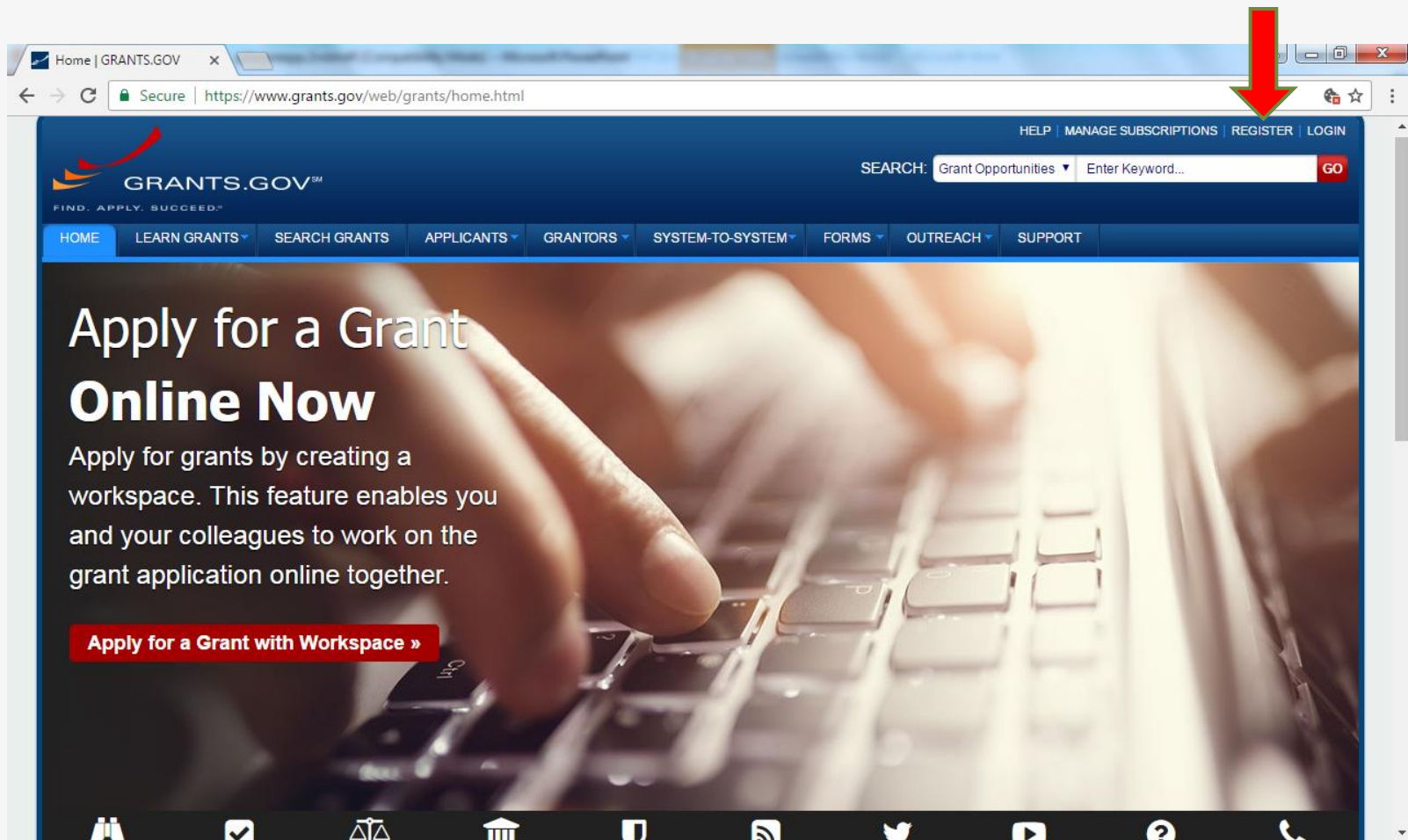
**Register Early in Grants.gov**



- Obtain DUNS Number
- Register with SAM (System for Award Management)
- Username & Password
- AOR Authorization (Authorized Organizational Representative)
- TRACK AOR STATUS



# Submission Procedures and Tips



The screenshot displays the GRANTS.GOV website interface. The browser address bar shows the URL <https://www.grants.gov/web/grants/home.html>. The website header includes the GRANTS.GOV logo with the tagline "FIND. APPLY. SUCCEED.™" and a search bar with the text "SEARCH: Grant Opportunities ▾ Enter Keyword... GO". The navigation menu contains links for HOME, LEARN GRANTS, SEARCH GRANTS, APPLICANTS, GRANTORS, SYSTEM-TO-SYSTEM, FORMS, OUTREACH, and SUPPORT. A large banner features the text "Apply for a Grant Online Now" and a sub-headline "Apply for grants by creating a workspace. This feature enables you and your colleagues to work on the grant application online together." Below the banner is a red button labeled "Apply for a Grant with Workspace »". A red arrow points to the top right corner of the browser window.

Home | GRANTS.GOV x

Secure | <https://www.grants.gov/web/grants/home.html>

HELP | MANAGE SUBSCRIPTIONS | REGISTER | LOGIN

SEARCH: Grant Opportunities ▾ Enter Keyword... GO

HOME | LEARN GRANTS ▾ | SEARCH GRANTS | APPLICANTS ▾ | GRANTORS ▾ | SYSTEM-TO-SYSTEM ▾ | FORMS ▾ | OUTREACH ▾ | SUPPORT

## Apply for a Grant Online Now

Apply for grants by creating a workspace. This feature enables you and your colleagues to work on the grant application online together.

[Apply for a Grant with Workspace »](#)

# Submission Procedures and Tips

Register | GRANTS.GOV x

Secure | https://www.grants.gov/web/grants/register.html

HELP | MANAGE SUBSCRIPTIONS | REGISTER | LOGIN

SEARCH: Grant Opportunities Enter Keyword... GO

GRANTS.GOV<sup>SM</sup>  
FIND. APPLY. SUCCEED.<sup>SM</sup>

HOME | LEARN GRANTS | SEARCH GRANTS | APPLICANTS | GRANTORS | SYSTEM-TO-SYSTEM | FORMS | OUTREACH | SUPPORT

## REGISTER

**Individual Applicant**

Register as an individual applicant to apply for grant opportunities on your own behalf. When applying, ensure the opportunity is open to individuals.

[Learn about Individual Registration »](#)

[Register as an Individual Applicant »](#)

**Organization Applicant**

Register as an organization applicant to apply for grant opportunities on behalf of an organization. A DUNS Number and SAM registration are required.

[Learn about Organization Applicant Registration »](#)

[Register as an Organization Applicant »](#)

**Grantor**

Register as a representative of a federal award-making agency to post and manage funding opportunities on Grants.gov.

[Learn about Grantor Registration »](#)

[Register as a Grantor »](#)

CONNECT WITH US: [Blog](#) [Twitter](#) [YouTube](#) [Alerts](#) [RSS](#) [XML Extract](#) [Get Adobe Reader](#)

HEALTH & HUMAN SERVICES: [HHS.gov](#) | [EEOC / No Fear Act](#) | [Accessibility](#) | [Privacy](#) | [Disclaimers](#) | [Site Map](#)

COMMUNITY HELP: [FAQ](#) | [Help](#) | [Feedback](#) | [Contact Us](#)

GRANTS.GOV Applicant Support  
1-800-518-4726  
support@grants.gov

# Submission Procedures and Tips

The screenshot shows the Grants.gov website interface. The browser address bar displays the URL: <https://www.grants.gov/web/grants/applicants/organization-registration.html>. The page title is "ORGANIZATION APPLICANT REGISTRATION".

**Navigation and Search:**

- Top right: HELP | MANAGE SUBSCRIPTIONS | REGISTER | LOGIN
- Search bar: SEARCH: Grant Opportunities | Enter Keyword... | GO
- Main menu: HOME | LEARN GRANTS | SEARCH GRANTS | **APPLICANTS** | GRANTORS | SYSTEM-TO-SYSTEM | FORMS | OUTREACH | SUPPORT
- Breadcrumbs: GRANTS.GOV > Applicants > Organization Applicant Registration

**Left Sidebar (APPLICANT ACTIONS and RESOURCES):**

- APPLICANT ACTIONS**
  - » Apply for Grants
  - » Track My Application
- APPLICANT RESOURCES**
  - » Workspace Overview
  - » Applicant Eligibility
  - » Individual Registration
  - » **Organization Applicant Registration** (highlighted with a red arrow)
  - » STEP 1: Obtain a DUNS Number
  - » STEP 2: Register with SAM
  - » STEP 3: Create a Username and Password
  - » STEP 4: EBiz POC Authorizes Roles
  - » STEP 5: Track Role Status
  - » Applicant Training
  - » Applicant FAQs
  - » Adobe Software Compatibility
  - » Submitting UTF-8 Special Characters
  - » Encountering Error Messages

**Main Content Area:**

## ORGANIZATION APPLICANT REGISTRATION



### Registering as an Organization Applicant

Before applying for a funding opportunity, you need to register as an applicant associated with an organization. Registering with Grants.gov allows you to create an account and connect it with the organization you either work for or otherwise contribute to their grant applications.

Registering as an organization applicant submits a request to your organization's EBiz POC for Grants.gov roles. One of these roles is the Authorized Organization Representative (AOR) role, which, if authorized to you, allows you to submit applications on behalf of your organization. An organization is an entity that submits grant applications on behalf of the group, such as a state government, nonprofit organization, or a private business. Registering as an organization applicant has five main steps. Below is an overview of the registration process. Click one of the steps to view more detailed instructions.

Please make sure to begin registration early, as the process takes between three business days and three weeks. If you do not complete your registration by the submission deadline, then you are unlikely to be allowed to submit an application. You should contact the agency point of contact listed on the grant opportunity to discuss that agency's policy.

**Grants.gov Online User Guide**  
Find registration, login, and search instructions for all users in the Grants.gov Online User Guide.

For detailed applicant information, review the Applicants section of the online user guide.

**Reach Out and Get Help**  
Contact the Grants.gov Support Center to get help from a Contact Center Representative.

Email us at [support@grants.gov](mailto:support@grants.gov) or visit our [Support page](#).



# Submission Procedures and Tips

Organization Applicant F x

Secure | https://www.grants.gov/web/grants/applicants/organization-registration.html

HELP | MANAGE SUBSCRIPTIONS | REGISTER | LOGIN

SEARCH: Grant Opportunities Enter Keyword... GO

HOME LEARN GRANTS SEARCH GRANTS APPLICANTS GRANTORS SYSTEM-TO-SYSTEM FORMS OUTREACH SUPPORT

GRANTS.GOV > Applicants > Organization Applicant Registration

## ORGANIZATION APPLICANT REGISTRATION

**APPLICANT ACTIONS**

- » Apply for Grants
- » Track My Application

**APPLICANT RESOURCES**

- » Workspace Overview
- » Applicant Eligibility
- » Individual Registration
- » **Organization Applicant Registration**
  - » STEP 1: Obtain a DUNS Number
  - » STEP 2: Register with SAM
  - » STEP 3: Create a Username and Password
  - » STEP 4: EBiz POC Authorizes Roles
  - » STEP 5: Track Role Status
- » Applicant Training
- » Applicant FAQs
- » Adobe Software Compatibility
- » Submitting UTF-8 Special Characters
- » Encountering Error Messages

### Registering as an Organization Applicant

Before applying for a funding opportunity, you need to register as an applicant associated with an organization. Registering with Grants.gov allows you to create an account and connect it with the organization you either work for or otherwise contribute to their grant applications.

Registering as an organization applicant submits a request to your organization's EBiz POC for Grants.gov roles. One of these roles is the Authorized Organization Representative (AOR) role, which, if authorized to you, allows you to submit applications on behalf of your organization. An organization is an entity that submits grant applications on behalf of the group, such as a state government, nonprofit organization, or a private business. Registering as an organization applicant has five main steps. Below is an overview of the registration process. Click one of the steps to view more detailed instructions.

Please make sure to begin registration early, as the process takes between three business days and three weeks. If you do not complete your registration by the submission deadline, then you are unlikely to be allowed to submit an application. You should contact the agency point of contact listed on the grant opportunity to discuss that agency's policy.

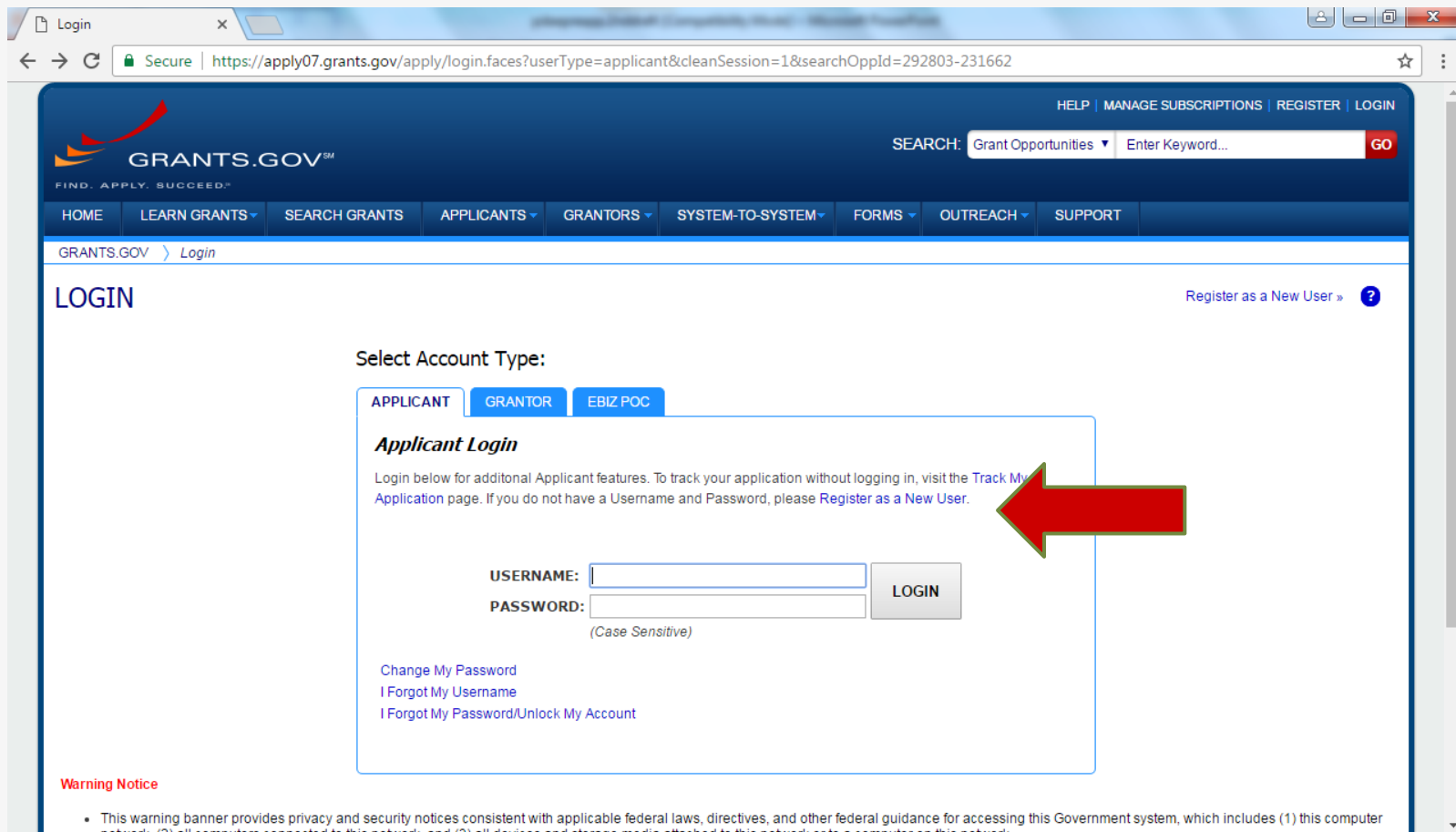
**Grants.gov Online User Guide**  
Find registration, login, and search instructions for all users in the Grants.gov Online User Guide.

For detailed applicant information, review the Applicants section of the online user guide.

**Reach Out and Get Help**  
Contact the Grants.gov Support Center to get help from a Contact Center Representative.

Email us at [support@grants.gov](mailto:support@grants.gov) or visit our Support page.

# Submission Procedures and Tips



The screenshot shows the Grants.gov website's login page for an applicant. The browser address bar displays the URL: <https://apply07.grants.gov/apply/login.faces?userType=applicant&cleanSession=1&searchOppId=292803-231662>. The page features the Grants.gov logo and navigation menu. The main content area is titled "LOGIN" and includes a "Select Account Type:" section with tabs for "APPLICANT", "GRANTOR", and "EBIZ POC". The "APPLICANT" tab is selected, showing the "Applicant Login" section. This section contains a "USERNAME:" field, a "PASSWORD:" field (noted as "Case Sensitive"), and a "LOGIN" button. A red arrow points to the "LOGIN" button. Below the login fields are links for "Change My Password", "I Forgot My Username", and "I Forgot My Password/Unlock My Account". A "Warning Notice" is visible at the bottom left, and a "Register as a New User" link is in the top right.

GRANTS.GOV [Login](#)

## LOGIN

[Register as a New User](#) ?

Select Account Type:

**APPLICANT** GRANTOR EBIZ POC

### Applicant Login

Login below for additional Applicant features. To track your application without logging in, visit the [Track My Application](#) page. If you do not have a Username and Password, please [Register as a New User](#).

USERNAME:

PASSWORD:  (Case Sensitive)

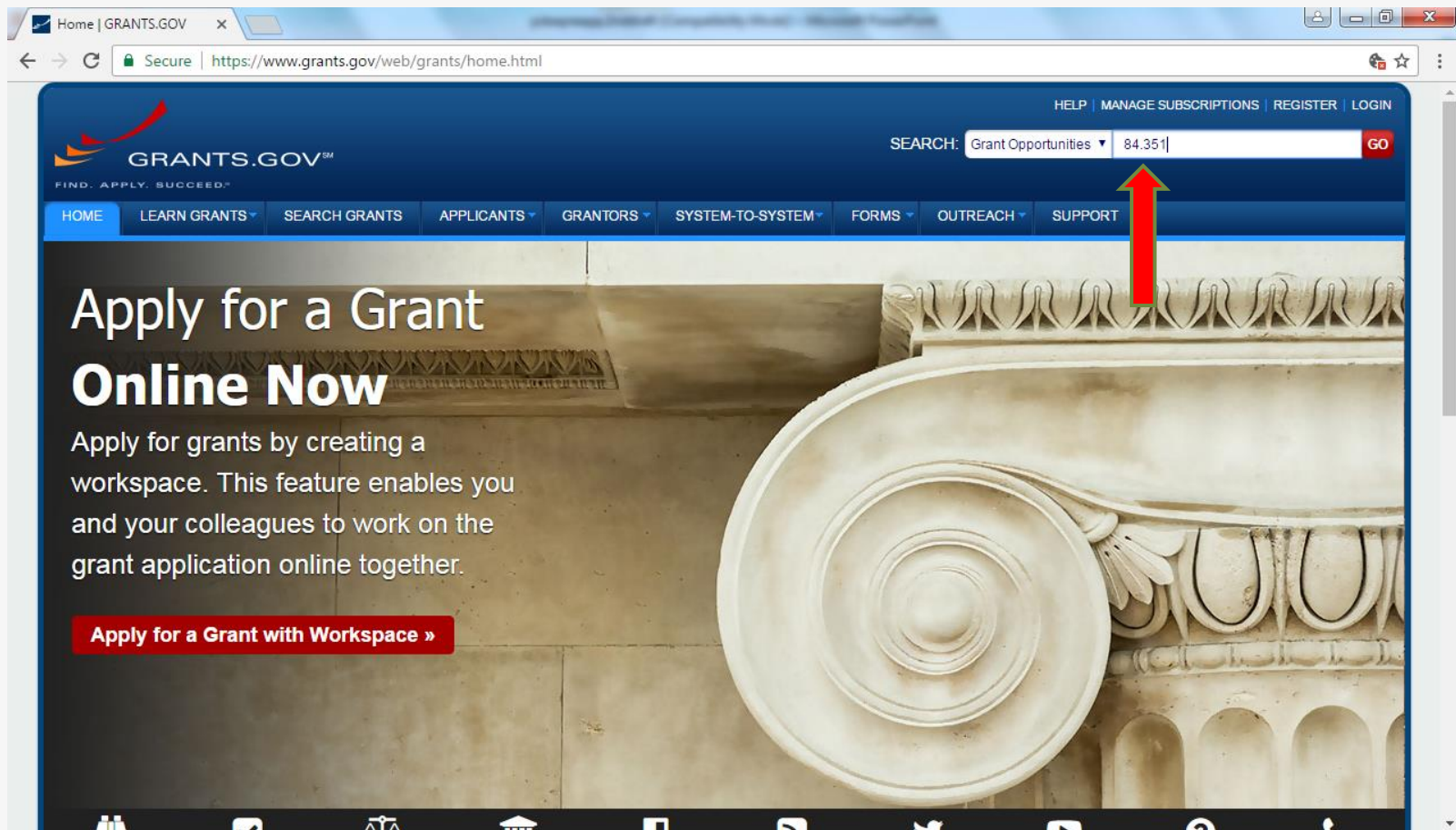
**LOGIN**

[Change My Password](#)  
[I Forgot My Username](#)  
[I Forgot My Password/Unlock My Account](#)

**Warning Notice**

- This warning banner provides privacy and security notices consistent with applicable federal laws, directives, and other federal guidance for accessing this Government system, which includes (1) this computer network, (2) all computers connected to this network, and (3) all devices and storage media attached to this network or to a computer on this network.

# Submission Procedures and Tips



The screenshot displays the Grants.gov website interface. At the top, the browser address bar shows the URL <https://www.grants.gov/web/grants/home.html>. The website header includes the Grants.gov logo with the tagline "FIND. APPLY. SUCCEED." and a search bar containing the text "Grant Opportunities" and "84.351". A red arrow points to the search bar. The navigation menu includes links for HOME, LEARN GRANTS, SEARCH GRANTS, APPLICANTS, GRANTORS, SYSTEM-TO-SYSTEM, FORMS, OUTREACH, and SUPPORT. The main content area features a large image of a classical architectural column and the text "Apply for a Grant Online Now". Below this, a red button reads "Apply for a Grant with Workspace »".

Home | GRANTS.GOV x

Secure | <https://www.grants.gov/web/grants/home.html>

HELP | MANAGE SUBSCRIPTIONS | REGISTER | LOGIN

GRANTS.GOV<sup>SM</sup>  
FIND. APPLY. SUCCEED.<sup>SM</sup>

SEARCH: Grant Opportunities 84.351 GO

HOME | LEARN GRANTS | SEARCH GRANTS | APPLICANTS | GRANTORS | SYSTEM-TO-SYSTEM | FORMS | OUTREACH | SUPPORT

## Apply for a Grant Online Now

Apply for grants by creating a workspace. This feature enables you and your colleagues to work on the grant application online together.

[Apply for a Grant with Workspace »](#)

# Submission Procedures and Tips

Search Grants | GRANTS: x

Secure | https://www.grants.gov/web/grants/search-grants.html?keywords=84.351

HELP | MANAGE SUBSCRIPTIONS | REGISTER | LOGIN

SEARCH: Grant Opportunities ▾ Enter Keyword... **GO**

HOME | LEARN GRANTS ▾ | **SEARCH GRANTS** | APPLICANTS ▾ | GRANTORS ▾ | SYSTEM-TO-SYSTEM ▾ | FORMS ▾ | OUTREACH ▾ | SUPPORT

GRANTS.GOV > Search Grants

## SEARCH GRANTS

BASIC SEARCH CRITERIA:

Keyword(s):

Opportunity Number:

CFDA:

OPPORTUNITY STATUS:

Forecasted (0)

Posted (1)

Closed (0)

Archived (6)

FUNDING INSTRUMENT TYPE:

All Funding Instruments

Grant (1)

ELIGIBILITY:

All Eligibilities

Others (see text field entitled 'Additional Information on Eligibility' for clarification) (1)

Private institutions of higher education (1)

Public and State controlled institutions of


SEARCH TIPS | EXPORT DETAILED DATA

SORT BY: Relevance (Descending) ▾

DATE RANGE: All Available ▾

1 - 1 OF 1 MATCHING RESULTS:

Opportunity Number	Opportunity Title	Agency	Opportunity Status	Posted Date	Close Date
<a href="#">ED-GRANTS-032817-001</a>	Office of Innovation and Improvement (OII): Assistance for Arts Education Programs: Professional Development for Arts Educators Grants CFDA Number84.351C	ED	Posted	03/28/2017	05/30/2017



# Submission Procedures and Tips

Search Grants | GRANTS | x

Secure | https://www.grants.gov/web/grants/search-grants.html?keywords=84.351

HELP | MANAGE SUBSCRIPTIONS | REGISTER | LOGIN

SEARCH: Grant Opportunities Enter Keyword... GO

GRANTS.GOV™  
FIND. APPLY. SUCCEED.™

HOME | LEARN GRANTS | SEARCH GRANTS | APPLICANTS | GRANTORS | SYSTEM-TO-SYSTEM | FORMS | OUTREACH | SUPPORT

GRANTS.GOV > Search Grants

## VIEW GRANT OPPORTUNITY

ED-GRANTS-032817-001  
Office of Innovation and Improvement (OII): Assistance for Arts Education Programs: Professional Development for Arts Educators Grants CFDA Number84.351C  
Department of Education

« Back | Link

SYNOPSIS | VERSION HISTORY | RELATED DOCUMENTS | PACKAGE

Print Synopsis Details ?

If you would like to receive email notifications of changes to this grant opportunity click [send me change notification emails](#). You only need to provide your email address.

**General Information**

<b>Document Type:</b> Grants Notice	<b>Version:</b> Synopsis 1
<b>Funding Opportunity Number:</b> ED-GRANTS-032817-001	<b>Posted Date:</b> Mar 28, 2017
<b>Funding Opportunity Title:</b> Office of Innovation and Improvement (OII): Assistance for Arts Education Programs: Professional Development for Arts Educators Grants CFDA Number84.351C	<b>Last Updated Date:</b> Mar 28, 2017
<b>Opportunity Category:</b> Discretionary	<b>Original Closing Date for Applications:</b> May 30, 2017 Applications Available: March 28, 2017. Deadline for Notice of Intent to Apply: April 27, 2017. Notice of Intent To Apply: We will be able to develop a more efficient process for reviewing grant applications if we can anticipate the number of applicants that intend to apply for funding under this competition. Therefore, we strongly encourage each potential applicant to notify us of the applicant's intent to submit
<b>Opportunity Category Explanation:</b>	
<b>Funding Instrument Type:</b> Grant	



# Submission Procedures and Tips


Search Grants | GRANTS.GOV | <https://www.grants.gov/web/grants/search-grants.html?keywords=84.351>

HOME | LEARN GRANTS | **SEARCH GRANTS** | APPLICANTS | GRANTORS | SYSTEM-TO-SYSTEM | FORMS | OUTREACH | SUPPORT

GRANTS.GOV > Search Grants

## VIEW GRANT OPPORTUNITY

ED-GRANTS-032817-001 « Back | Link

 Office of Innovation and Improvement (OII): Assistance for Arts Education Programs: Professional Development for Arts Educators Grants CFDA Number 84.351C  
Department of Education

SYNOPSIS | VERSION HISTORY | RELATED DOCUMENTS | **PACKAGE**

Select Grant Opportunity Package Print Package List ?

**READ BELOW BEFORE YOU APPLY FOR THIS GRANT!**  
Before you can view and complete an application package, you **MUST** have Adobe Reader installed. Packages are posted in Adobe Reader format. You may receive a validation error if you have incompatible versions of Adobe Reader. To prevent a validation error, it is now recommended you uninstall any earlier versions of Adobe Reader and install the latest compatible version of Adobe Reader. If more than one person is working on the application package, ALL applicants must be using the same software version. [Click for more information on Adobe Reader Compatibility.](#)

Below is a list of the Opportunity Package(s) currently available for the Funding Opportunity.  
Click the corresponding link to continue.

CFDA	Competition ID	Competition Title	Opportunity Package ID	Opening Date	Closing Date	Workspace Compatible	Actions
84.351	84-351C2017-2	Professional Development for Arts Educators Grant Program	PKG00231662	03/28/2017	05/30/2017	Yes	<a href="#">Preview</a>   <a href="#">Apply</a>

CONNECT WITH US: [Blog](#) | [Twitter](#) | [YouTube](#) | [Alerts](#) | [RSS](#) | [XML Extract](#) | [Get Adobe Reader](#)

HEALTH & HUMAN SERVICES: [HHS.gov](#) | [EEOC / No Fear Act](#) | [Accessibility](#) | [Privacy](#) | [Disclaimers](#) | [Site Map](#)

COMMUNITY: [USA.gov](#) | [WhiteHouse.gov](#) | [USAspending.gov](#) | [SBA.gov](#) | [CFDA.gov](#) | [SAM.gov](#) | [DUNS Request](#) | [Report Fraud](#)

GRANTS.GOV Applicant Support  
1-800-518-4726  
[support@grants.gov](mailto:support@grants.gov)

# Submission Procedures and Tips

Search Grants | GRANTS | x


Secure | <https://www.grants.gov/web/grants/search-grants.html?keywords=84.351>

HOME LEARN GRANTS SEARCH GRANTS APPLICANTS GRANTORS SYSTEM-TO-SYSTEM FORMS OUTREACH SUPPORT

GRANTS.GOV > Search Grants

## VIEW GRANT OPPORTUNITY

ED-GRANTS-032817-001 [« Back | Link](#)

 Office of Innovation and Improvement (OII): Assistance for Arts Education Programs: Professional Development for Arts Educators Grants CFDA Number84.351C  
Department of Education

SYNOPSIS VERSION HISTORY RELATED DOCUMENTS PACKAGE [« Back to Packages | Print Package Details ?](#)


You have chosen the following Opportunity Package:

**Funding Opportunity Number** – ED-GRANTS-032817-001 – Office of Innovation and Improvement (OII): Assistance for Arts Education Programs: Professional Development for Arts Educators Grants  
Title: CFDA Number84.351C

**Opportunity Package ID:** PKG00231662  
CFDA: 84.351 – Arts in Education

**Competition ID** – Title: 84-351C2017-2 – Professional Development for Arts Educators Grant Program  
Agency: Department of Education

**Opening Date:** Mar 28, 2017  
**Closing Date:** May 30, 2017


 Please review [Applicant FAQs](#) as you prepare and submit your application.

To be notified of any changes to the opportunity package before the closing date, you will need to submit an email address. Your email address will allow us to email you in the event this opportunity package is changed and republished on Grants.gov before its closing date.

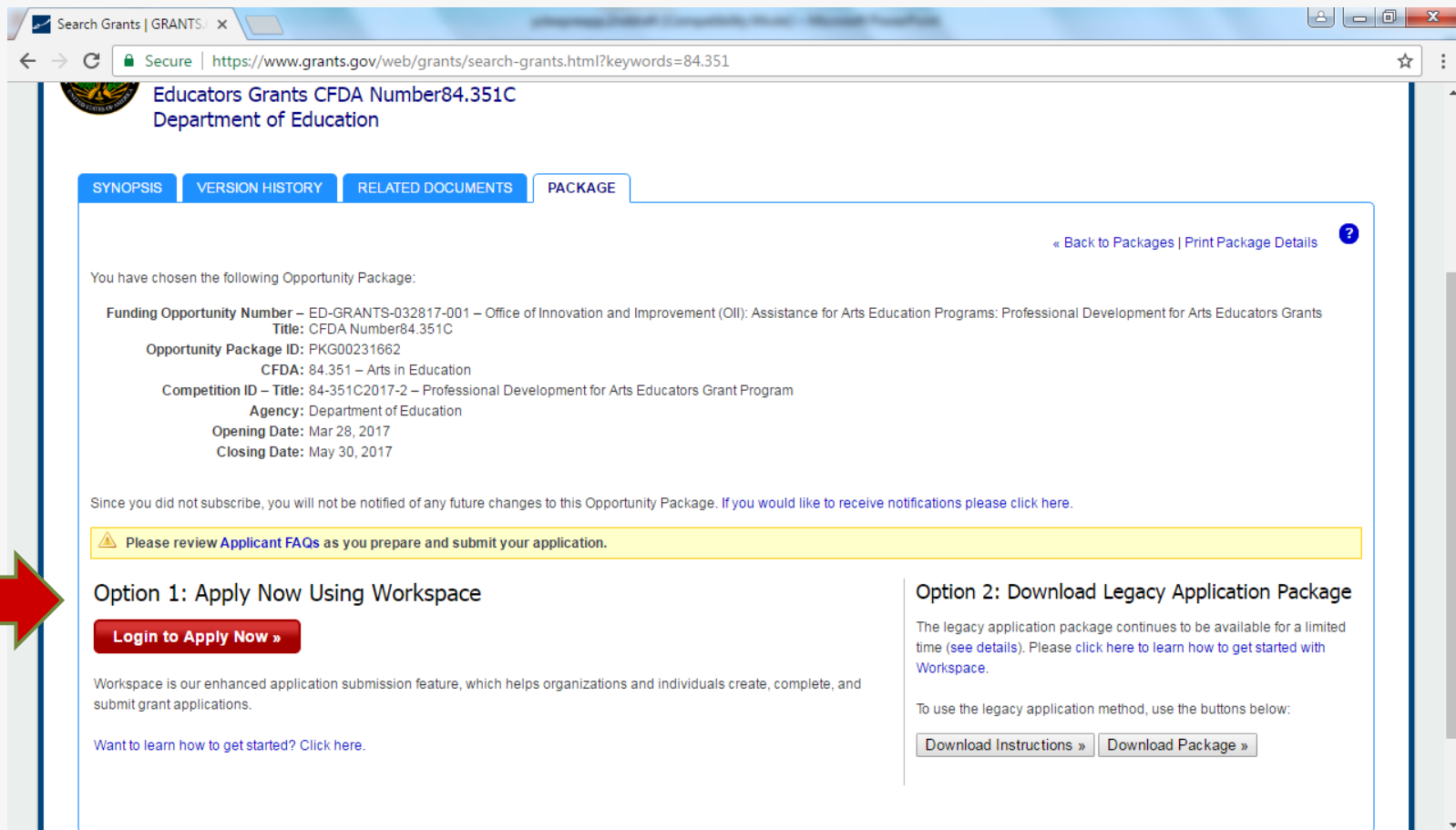
Email:

Confirm Email:

No, I do not wish to provide my email address




# Submission Procedures and Tips



Search Grants | GRANTS | x

Secure | <https://www.grants.gov/web/grants/search-grants.html?keywords=84.351>

 **Educators Grants CFDA Number 84.351C**  
Department of Education


SYNOPSIS | VERSION HISTORY | RELATED DOCUMENTS | **PACKAGE**

[« Back to Packages](#) | [Print Package Details](#) ?

You have chosen the following Opportunity Package:

**Funding Opportunity Number** – ED-GRANTS-032817-001 – Office of Innovation and Improvement (OI): Assistance for Arts Education Programs: Professional Development for Arts Educators Grants  
**Title:** CFDA Number 84.351C  
**Opportunity Package ID:** PKG00231662  
**CFDA:** 84.351 – Arts in Education  
**Competition ID – Title:** 84-351C2017-2 – Professional Development for Arts Educators Grant Program  
**Agency:** Department of Education  
**Opening Date:** Mar 28, 2017  
**Closing Date:** May 30, 2017

Since you did not subscribe, you will not be notified of any future changes to this Opportunity Package. [If you would like to receive notifications please click here.](#)

 Please review [Applicant FAQs](#) as you prepare and submit your application.

**Option 1: Apply Now Using Workspace**

**Login to Apply Now »**

Workspace is our enhanced application submission feature, which helps organizations and individuals create, complete, and submit grant applications.

[Want to learn how to get started? Click here.](#)

**Option 2: Download Legacy Application Package**

The legacy application package continues to be available for a limited time (see details). Please [click here to learn how to get started with Workspace](#).

To use the legacy application method, use the buttons below:

[Download Instructions »](#) [Download Package »](#)

# Post-Application Information




## Step 5: What to Expect After Submitting an Application


- Submission Confirmation Screen
- Submission Receipt E-mail (with "Track My Application" link)
- Submission Validation (or Rejection with Errors)
- Grantor Agency Retrieval E-mail
- Agency Specific Tracking Number Assignment

# Application Review Process


Reviewers will read applications, prepare a written evaluation, and score the applications assigned to their panel, using the selection criteria.



OII will prepare a rank order of applications based on the evaluation of their quality by the peer reviewers according to the selection criteria.



The Secretary will make final awards after considering the rank ordering and other information.



Applicants will receive notification of application status (successful, unsuccessful). Applicants will receive application scores and comments.

# Final Q&A

Please submit questions via the chat box.

# CONTACT US

If your questions were not addressed today, or if you have additional questions please contact us.

- PDAE Program website: <https://innovation.ed.gov/what-we-do/arts/arts-in-education-professional-development-for-arts-educators/>
- Email: [PDAEFY17Competition@ed.gov](mailto:PDAEFY17Competition@ed.gov)